

Prince Rupert

This brief profile was developed to support the planning for Integrated Primary and Community Care

Prepared by: Fara Kashanchi, Planning & Performance Improvement, Northern Health

Your feedbacks and suggestions on this work are most welcome

Please contact: Famarz.Kashanchi@northernhealth.ca

Draft: Feb 23, 2016



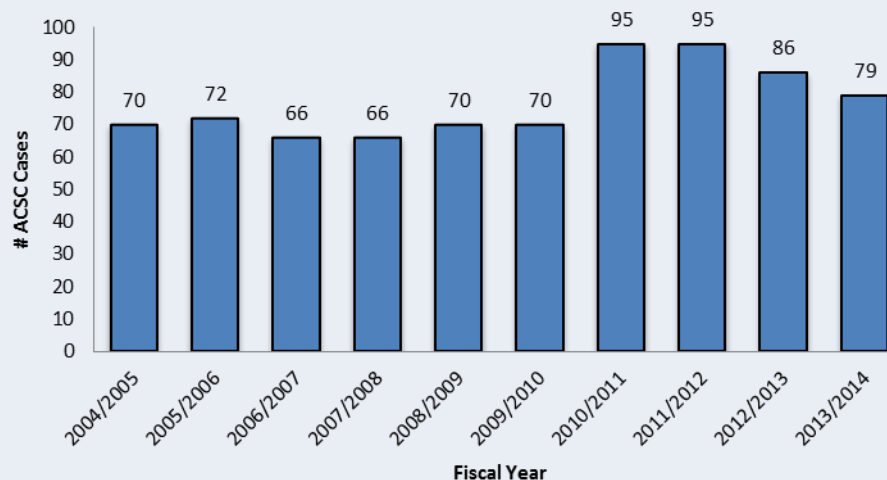
JIM WEST SIGNS LTD. '94

photo is from: <http://stuckattheairport.com/2011/07/19/day-trip-to-prince-rupert-airport/>

| | | | | | | | |
|--------------------------------------------------------------------------------------------------------------------------------------------|----------|-----|------------|---|--------|--------------|-------|
| Population of Prince Rupert – City ¹ | | | | | | 12508 | |
| Population of Prince Rupert Local Health Area (LHA) ² | | | | | | 14181 | |
| Population of Prince Rupert City as a percent of LHA population ^{1,2} | | | | | | 88.2% | |
| Children and Youth in Prince Rupert City (persons < 19 years) ¹ | | | | | | 3345 | |
| Seniors in Prince Rupert City (persons aged 65 + years) ¹ | | | | | | 1490 | |
| Deaths per year in Prince Rupert City ³ | | | | | | 80 | |
| Number of Mothers from Prince Rupert City who delivered during Fiscal Year (FY) 2012-13 ⁴ | | | | | | 142 | |
| Delivery Location ⁴ | Locally: | 135 | Elsewhere: | 7 | Total: | 142 | |
| Percent of 2yr old children who are up-to-date on their immunizations as of Dec 2012 in Prince Rupert area ⁵ | | | | | | 58.8% | |
| Number of Mental Health & Addictions (MH &A) clients in Prince Rupert community ⁶ | | | | | | FY 2011-12 | 465 |
| | | | | | | FY 2012-13 | 520 |
| | | | | | | FY 2013-14 | 455 |
| Local Emergency Department (ED) unscheduled visits in Prince Rupert Regional Hospital ⁷ | | | | | | FY 2012-13 | 20026 |
| | | | | | | FY 2013-14 | 20142 |
| ED unscheduled visits in Prince Rupert Regional Hospital that might be better managed in Primary Care setting (CTAS* 4 and 5) ⁷ | | | | | | FY 2012-13 | 11176 |
| | | | | | | FY 2013-14 | 11360 |
| % ED unscheduled visits with unknown CTAS in Prince Rupert Regional Hospital ⁷ | | | | | | FY 2012-13 | 14.2% |
| | | | | | | FY 2013-14 | 5.5% |

* CTAS - Canadian Triage and Acuity Scale. Level 1 (Resuscitative), Level 2 (Emergent), Level 3 (Urgent), Level 4 (Less Urgent), Level 5 (Non-Urgent).

of Ambulatory Care Sensitive Conditions (ACSC) cases in Prince Rupert Regional Hospital ⁸



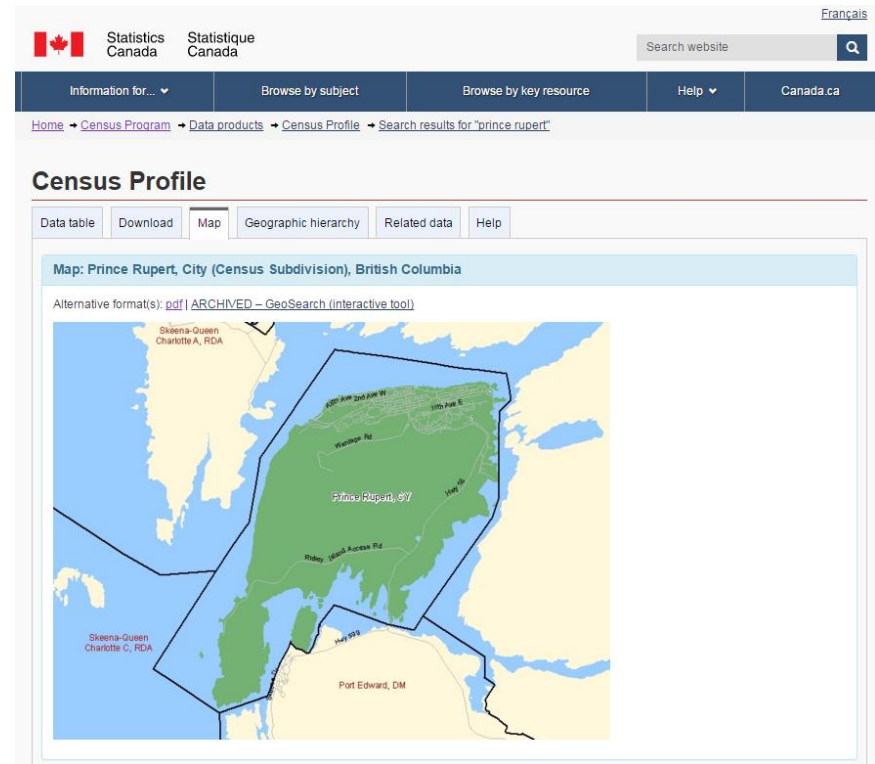
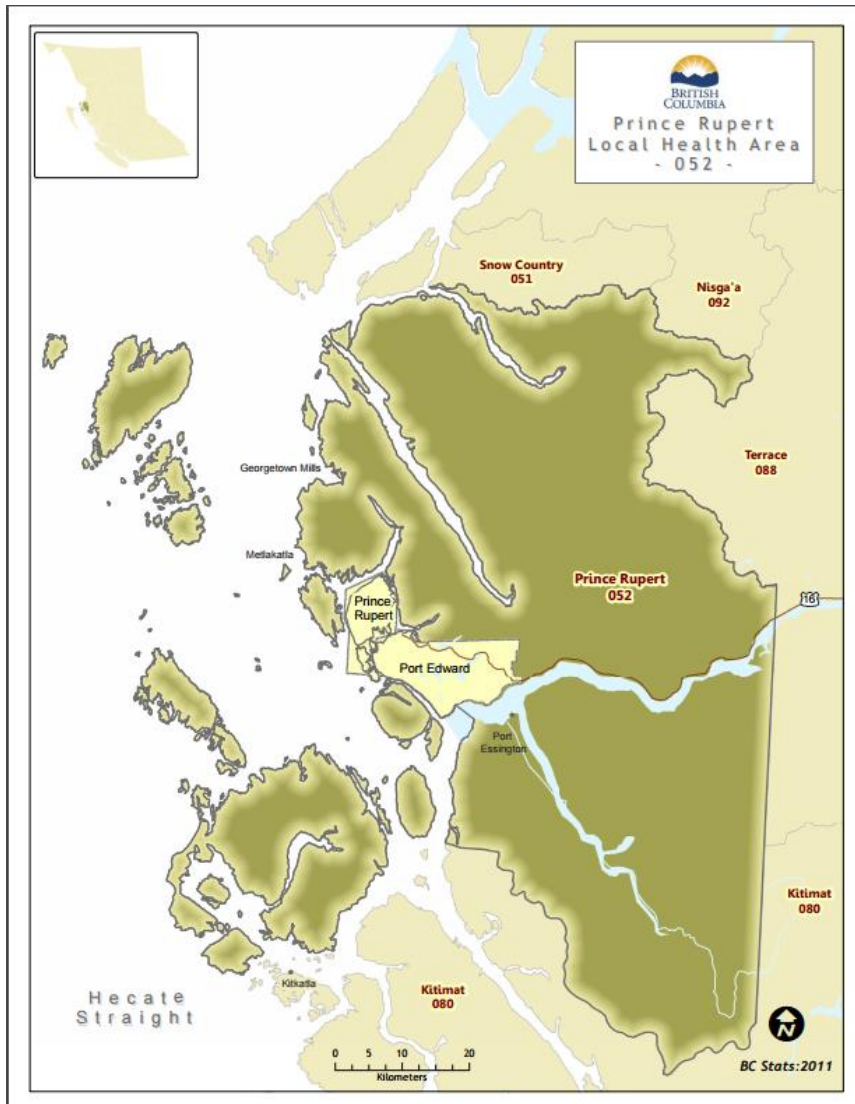
Chronic Disease Estimates for Prince Rupert LHA and Prince Rupert City residents: Fiscal Year 2010 – 11 ⁵

| Chronic Conditions | New cases / year | | Cost per patient / year |
|--------------------------------|--------------------|-----|-------------------------|
| | Prince Rupert City | LHA | |
| Cardiovascular Disease (CVD) | 67 | 74 | \$8,493 |
| Dementia | 19 | 21 | \$12,613 |
| Ischemic Heart Diseases (IHD) | 38 | 42 | \$7,436 |
| Osteoarthritis | 115 | 127 | \$3,601 |
| Rheumatoid Arthritis | 6 | 7 | \$4,870 |
| Asthma | 50 | 55 | \$1,286 |
| Congestive Heart Failure (CHF) | 51 | 56 | \$11,595 |
| Chronic Kidney Disease (CKD) | 37 | 41 | \$13,490 |
| COPD | 31 | 34 | \$10,308 |
| Stroke | 15 | 17 | \$10,106 |
| Depression | 144 | 159 | \$2,635 |
| Diabetes | 80 | 89 | \$5,112 |
| Hypertension | 214 | 237 | \$3,767 |
| AMI | 25 | 28 | \$9,548 |

Community level estimates are based upon each community's relative share of the total Local Health Area (LHA) population and reflect what "might be expected" at the community level.

* ACSC cases are those that could frequently have been treated outside a hospital. Inclusion criteria: Admission to an acute care hospital with one of the following as most responsible diagnosis: Grand mal status and other epileptic convulsions, Chronic obstructive pulmonary disease (COPD), Asthma, Heart failure and pulmonary edema (excluding cases with cardiac procedures), Hypertension (excluding cases with cardiac procedures), Angina (excluding cases with cardiac procedures), Diabetes. Exclusion criteria: Individual died before discharge, Individuals age 75 years and older, Admission category recorded as newborn, stillbirth or cadaveric donor.⁹

Prince Rupert Local Health Area (LHA) and Prince Rupert – City 1, 10



References:

1. Statistics Canada 2011 Census <http://www12.statcan.gc.ca/census-recensement/index-eng.cfm>
2. BC Stats Population Estimates in 2011
<http://www.bcstats.gov.bc.ca/StatisticsBySubject/Demography/PopulationEstimates.aspx>
3. BC Vital Statistics Annual Report: 2011 <http://www.vs.gov.bc.ca/stats/annual/2011/pdf/appendix1.pdf>
4. Perinatal Services BC – Perinatal Database Registry. Report name: Northern Health Authority resident mothers that delivered a baby in British Columbia by delivery location. (April 1, 2002 TO March 31, 2013)
Note: FY 2012-13 - Preliminary data - final data quality not completed.
5. Healthy Northern Communities 2013 Prince Rupert
<http://chip.northernhealth.ca/Portals/2/Document%20Repository/2013%20Updates/2013%20Community%20Profiles/LHA%20052%20-%20Prince%20Rupert%20-%202013.pdf>
6. Northern Health Mental Health & Addiction information system: Synapse Database
7. Northern Health clinical information system: Cerner Database
8. Health Ideas <http://public.healthideas.gov.bc.ca/portal/page/portal/HealthIdeas>
9. http://www.cihi.ca/cihi-ext-portal/pdf/internet/ind_defin_2013_en
10. <http://www.bcstats.gov.bc.ca/StatisticsBySubject/Census/2001Census/HealthAreas.aspx>