

# Masset

This brief profile was developed to support the planning for Integrated Primary and Community Care

Prepared by: Fara Kashanchi, Planning & Performance Improvement, Northern Health

Your feedbacks and suggestions on this work are most welcome

Please contact: [Famarz.Kashanchi@northernhealth.ca](mailto:Famarz.Kashanchi@northernhealth.ca)

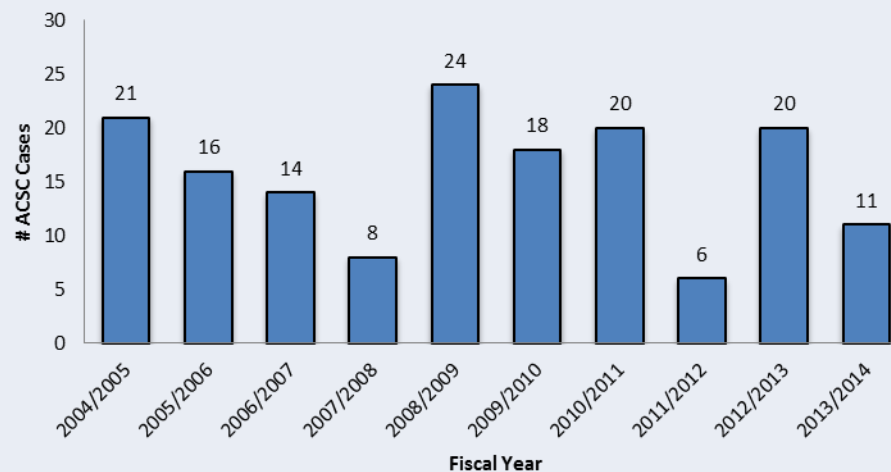
**Draft: Feb 23, 2016**



<b>Population of Masset – Village <sup>1</sup></b>						<b>884</b>	
Population of Queen Charlotte Local Health Area (LHA) <sup>2</sup>						4398	
Population of Masset Village as a percent of LHA population <sup>1,2</sup>						20.1%	
Children and Youth in Masset Village (persons < 19 years) <sup>1</sup>						220	
Seniors in Masset Village (persons aged 65 + years) <sup>1</sup>						115	
Deaths per year in Masset Village <sup>3</sup>						21	
Number of Mothers from Masset Village who delivered during Fiscal Year (FY) 2012-13 <sup>4</sup>						14	
Delivery Location <sup>4</sup>	Locally:	0	Elsewhere:	14	Total:	14	
Percent of 2yr old children who are up-to-date on their immunizations as of Dec 2012 in Masset area <sup>10</sup>						50%	
Number of Mental Health & Addictions (MH &A) clients in Masset community <sup>6</sup>						FY 2011-12	190
						FY 2012-13	206
						FY 2013-14	212
Local Emergency Department (ED) unscheduled visits in N. Haida Gwaii Hospital <sup>7</sup>						FY 2012-13	2122
						FY 2013-14	1980
ED unscheduled visits in N. Haida Gwaii Hospital that might be better managed in Primary Care setting (CTAS* 4 and 5) <sup>7</sup>						FY 2012-13	487
						FY 2013-14	1142
% ED unscheduled visits with unknown CTAS in N. Haida Gwaii Hospital <sup>7</sup>						FY 2012-13	61.8%
						FY 2013-14	4.6%

\* CTAS - Canadian Triage and Acuity Scale. Level 1 (Resuscitative), Level 2 (Emergent), Level 3 (Urgent), Level 4 (Less Urgent), Level 5 (Non-Urgent).

## # of Ambulatory Care Sensitive Conditions (ACSC)\* cases in Northern Haida Gwaii Hospital and Health Centre <sup>8</sup>



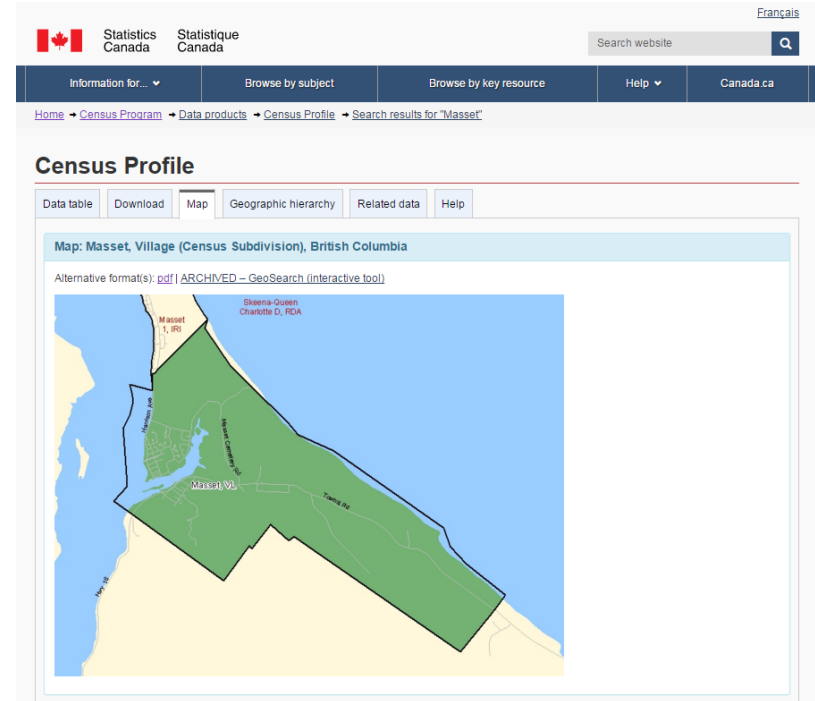
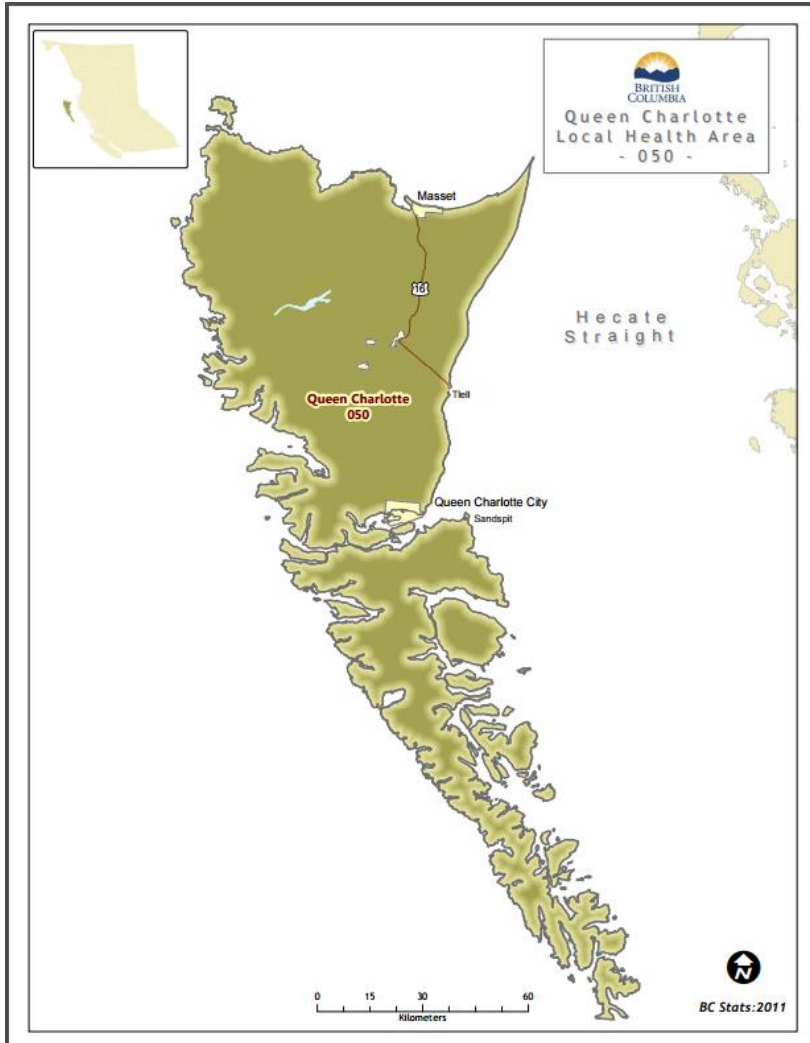
## Chronic Disease Estimates for Queen Charlotte LHA and Masset VL: Fiscal Year 2010 – 11 <sup>5</sup>

Chronic Conditions	New cases / year		Cost per patient / year
	Masset VL	LHA	
Cardiovascular Disease (CVD)	5	25	\$9,525
Dementia	1	7	\$6,647
Ischemic Heart Diseases (IHD)	3	15	\$9,701
Osteoarthritis	7	33	\$5,271
Rheumatoid Arthritis	0	0	\$6,430
Asthma	2	8	\$1,171
Congestive Heart Failure (CHF)	3	14	\$12,239
Chronic Kidney Disease (CKD)	2	8	\$14,585
COPD	4	22	\$14,414
Stroke	1	6	\$8,294
Depression	8	42	\$2,599
Diabetes	4	18	\$6,534
Hypertension	16	81	\$5,098
AMI	1	7	\$13,022

Community level estimates are based upon each community's relative share of the total Local Health Area (LHA) population and reflect what "might be expected" at the community level.

\* ACSC cases are those that could frequently have been treated outside a hospital. Inclusion criteria: Admission to an acute care hospital with one of the following as most responsible diagnosis: Grand mal status and other epileptic convulsions, Chronic obstructive pulmonary disease (COPD), Asthma, Heart failure and pulmonary edema (excluding cases with cardiac procedures), Hypertension (excluding cases with cardiac procedures), Angina (excluding cases with cardiac procedures), Diabetes. Exclusion criteria: Individual died before discharge, Individuals age 75 years and older, Admission category recorded as newborn, stillbirth or cadaveric donor.<sup>9</sup>

# Queen Charlotte Local Health Area (LHA) and Masset – Village <sup>1, 9</sup>



## References:

1. Statistics Canada 2011 Census <http://www12.statcan.gc.ca/census-recensement/index-eng.cfm>
2. BC Stats Population Estimates in 2011  
<http://www.bcstats.gov.bc.ca/StatisticsBySubject/Demography/PopulationEstimates.aspx>
3. BC Vital Statistics Annual Report: 2011 <http://www.vs.gov.bc.ca/stats/annual/2011/pdf/appendix1.pdf>
4. Perinatal Services BC – Perinatal Database Registry. Report name: Northern Health Authority resident mothers that delivered a baby in British Columbia by delivery location. (April 1, 2002 TO March 31, 2013)  
Note: FY 2012-13 - Preliminary data - final data quality not completed.
5. <https://chip.northernhealth.ca/Portals/2/Document%20Repository/2011%20Updates/Community%20Profiles%202011/LHA%20050%20-%20Masset%20Village.pdf>
6. Northern Health Mental Health & Addiction information system: Synapse Database
7. Northern Health clinical information system: Cerner Database
8. Health Ideas <http://public.healthideas.gov.bc.ca/portal/page/portal/HealthIdeas>
9. <http://www.bcstats.gov.bc.ca/StatisticsBySubject/Census/2001Census/HealthAreas.aspx>
10. <https://chip.northernhealth.ca/Portals/2/Document%20Repository/2014%20Updates/Imms%20and%20VPD/Two%20yr%20old%20coverage%20and%20VPDs%202013.pdf>