

# Houston

---

This brief profile was developed to support the planning for Integrated Primary and Community Care

Prepared by: Fara Kashanchi, Planning & Performance Improvement, Northern Health

Your feedbacks and suggestions on this work are most welcome

Please contact: [Famarz.Kashanchi@northernhealth.ca](mailto:Famarz.Kashanchi@northernhealth.ca)

**Draft: Feb 23, 2016**




photo is from: <http://www.wildnatureimages.com/Houston%201.htm>

<b>Population of Houston - District Municipality <sup>1</sup></b>						<b>3147</b>	
Population of Smithers Local Health Area (LHA) <sup>2</sup>						16953	
Population of Houston - District Municipality as a percent of LHA population <sup>1,2</sup>						18.6%	
Children and Youth in Houston - District Municipality (persons < 19 years) <sup>1</sup>						880	
Seniors in Houston - District Municipality (persons aged 65 + years) <sup>1</sup>						370	
Deaths per year in Houston - District Municipality <sup>3</sup>						24	
Number of Mothers from Houston - District Municipality who delivered during Fiscal Year (FY) 2012-13 <sup>4</sup>						44	
Delivery Location <sup>4</sup>	Locally:	0	Elsewhere:	44	Total:	44	
Percent of 2yr old children who are up-to-date on their immunizations as of Dec 2012 in Houston area <sup>5</sup>						74.5%	
Number of Mental Health & Addictions (MH &A) clients in Houston community <sup>6</sup>						FY 2011-12	162
						FY 2012-13	159
						FY 2013-14	152
Local Emergency Department (ED) unscheduled visits in Houston Health Centre <sup>7</sup>						FY 2012-13	1914
						FY 2013-14	1919
ED unscheduled visits in Houston Health Centre that might be better managed in Primary Care setting (CTAS* 4 and 5) <sup>7</sup>						FY 2012-13	1593
						FY 2013-14	1658
% ED unscheduled visits with unknown CTAS in Houston Health Centre <sup>7</sup>						FY 2012-13	3.6%
						FY 2013-14	2.6%

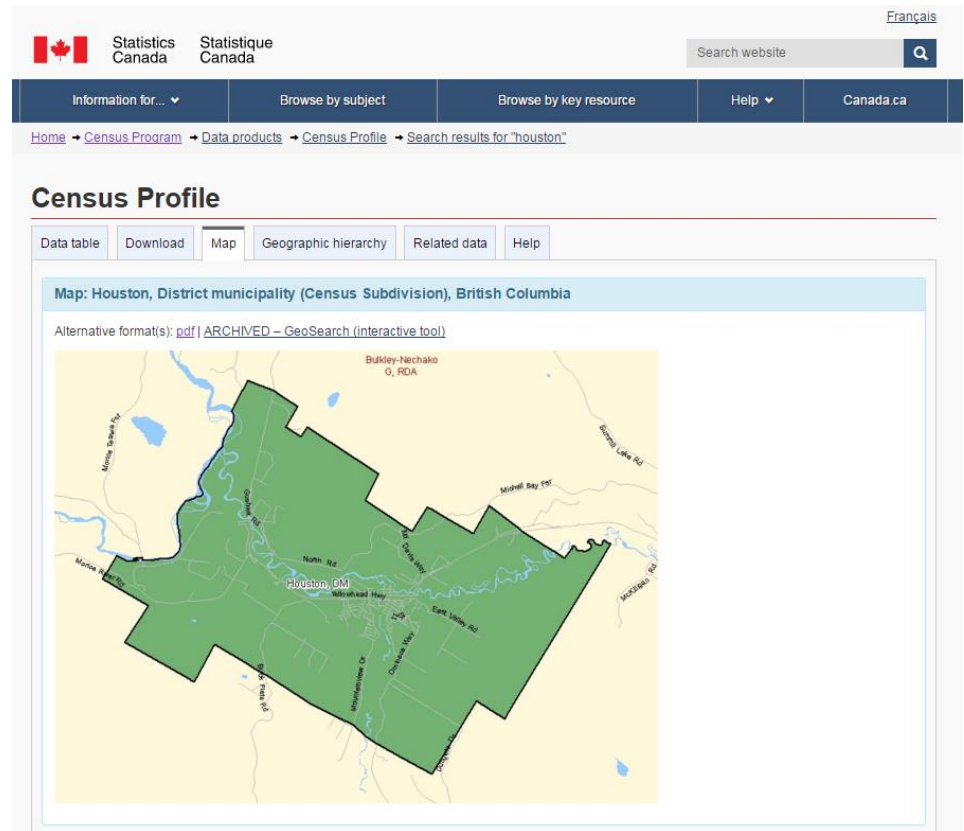
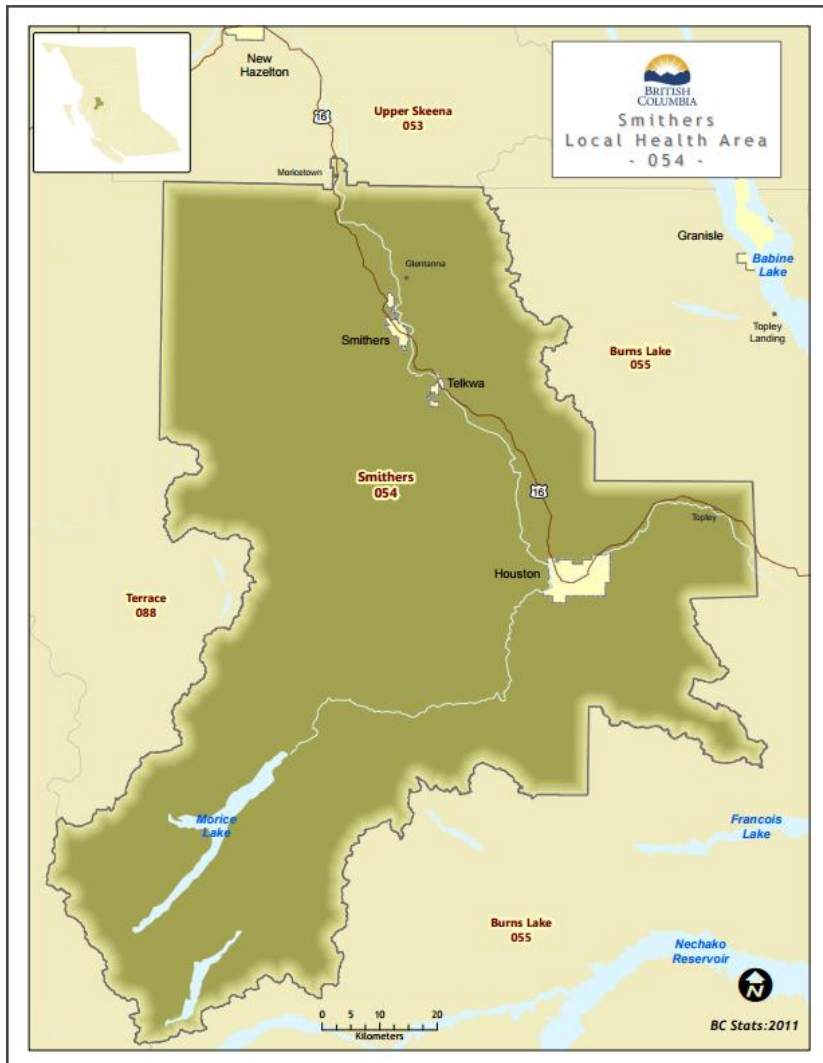
\* CTAS - Canadian Triage and Acuity Scale. Level 1 (Resuscitative), Level 2 (Emergent), Level 3 (Urgent), Level 4 (Less Urgent), Level 5 (Non-Urgent).

## Chronic Disease Estimates for Smithers LHA and Houston DM: Fiscal Year 2010 - 11 <sup>5</sup>

Chronic Conditions	New cases / year		Cost per patient / year
	Houston DM	LHA	
Cardiovascular Disease (CVD)	13	68	\$8,091
Dementia	4	21	\$6,525
Ischemic Heart Diseases (IHD)	8	45	\$7,856
Osteoarthritis	38	202	\$4,084
Rheumatoid Arthritis	1	6	\$4,895
Asthma	14	73	\$1,413
Congestive Heart Failure (CHF)	9	50	\$10,079
Chronic Kidney Disease (CKD)	15	79	\$9,556
COPD	6	34	\$10,913
Stroke	3	17	\$9,518
Depression	39	206	\$2,619
Diabetes	13	70	\$5,082
Hypertension	34	180	\$4,058
AMI	6	31	\$9,478

Community level estimates are based upon each community's relative share of the total Local Health Area (LHA) population and reflect what "might be expected" at the community level.

# Smithers Local Health Area (LHA) and Houston - District Municipality 1, 8



## References:

1. Statistics Canada 2011 Census <http://www12.statcan.gc.ca/census-recensement/index-eng.cfm>
2. BC Stats Population Estimates in 2011  
<http://www.bcstats.gov.bc.ca/StatisticsBySubject/Demography/PopulationEstimates.aspx>
3. BC Vital Statistics Annual Report: 2011 <http://www.vs.gov.bc.ca/stats/annual/2011/pdf/appendix1.pdf>
4. Perinatal Services BC – Perinatal Database Registry. Report name: Northern Health Authority resident mothers that delivered a baby in British Columbia by delivery location. (April 1, 2002 TO March 31, 2013)  
Note: FY 2012-13 - Preliminary data - final data quality not completed.
5. <https://chip.northernhealth.ca/Portals/2/Document%20Repository/2013%20Updates/2013%20Community%20Profiles/LHA%20054%20-%20Houston%20-2013.pdf>
6. Northern Health Mental Health & Addiction information system: Synapse Database
7. Northern Health clinical information system: Cerner Database
8. <http://www.bcstats.gov.bc.ca/StatisticsBySubject/Census/2001Census/HealthAreas.aspx>