

# Fort Nelson

---

This brief profile was developed to support the planning for Integrated Primary and Community Care

Prepared by: Fara Kashanchi, Planning & Performance Improvement, Northern Health

Your feedbacks and suggestions on this work are most welcome

Please contact: [Famarz.Kashanchi@northernhealth.ca](mailto:Famarz.Kashanchi@northernhealth.ca)

**Draft: Feb 23, 2016**




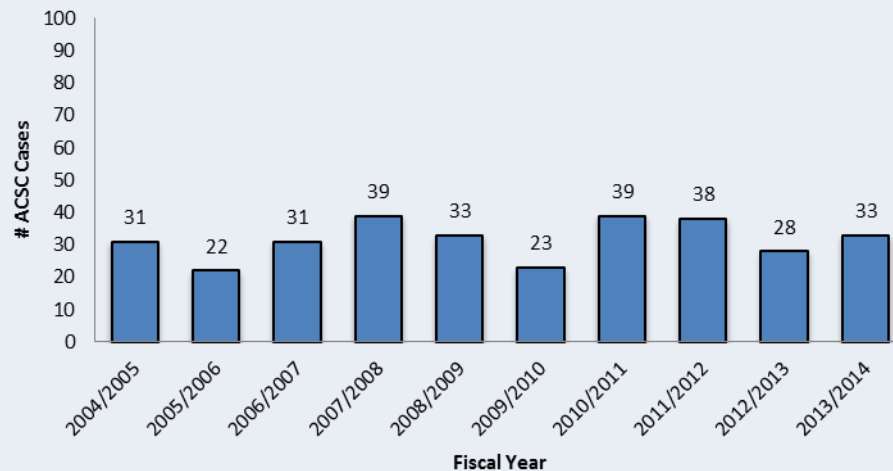
photo is from: <http://www.energyandcapital.com/articles/horn-river-basin-in-british-columbia/2067>

<b>Population of Northern Rockies Regional Municipality ** 1</b>						<b>4987</b>	
Population of Fort Nelson Local Health Area (LHA) 2						6202	
Population of Northern Rockies Regional Municipality as a percent of LHA population 1,2						80.4%	
Children and Youth in Northern Rockies Regional Municipality (persons < 19 years) 1						1395	
Seniors in Northern Rockies Regional Municipality (persons aged 65 + years) 1						205	
Deaths per year in Northern Rockies Regional Municipality 3						22	
Number of Mothers from Northern Rockies Regional Municipality who delivered during Fiscal Year (FY) 2012-13 4						63	
Delivery Location 4	Locally:	5	Elsewhere:	58	Total:	63	
Percent of 2yr old children who are up-to-date on their immunizations as of Dec 2012 in Fort Nelson area 11						93%	
Number of Mental Health & Addictions (MH &A) clients in Fort Nelson community 6						FY 2011-12	105
						FY 2012-13	93
						FY 2013-14	133
Local Emergency Department (ED) unscheduled visits in Fort Nelson General Hospital 7						FY 2012-13	4467
						FY 2013-14	4350
ED unscheduled visits in Fort Nelson General Hospital that might be better managed in Primary Care setting (CTAS* 4 and 5) 7						FY 2012-13	0
						FY 2013-14	0
% ED unscheduled visits with unknown CTAS in Fort Nelson General Hospital 7						FY 2012-13	100%
						FY 2013-14	100%

\* CTAS - Canadian Triage and Acuity Scale. Level 1 (Resuscitative), Level 2 (Emergent), Level 3 (Urgent), Level 4 (Less Urgent), Level 5 (Non-Urgent).

\*\* During 2009, the Northern Rockies Regional Municipality (NRRM) was formed from an amalgamation of the Town of Fort Nelson with numerous surrounding areas. The NRRM is located within the Fort Nelson LHA. 9

## # of Ambulatory Care Sensitive Conditions (ACSC) \* cases in Fort Nelson General Hospital <sup>8</sup>

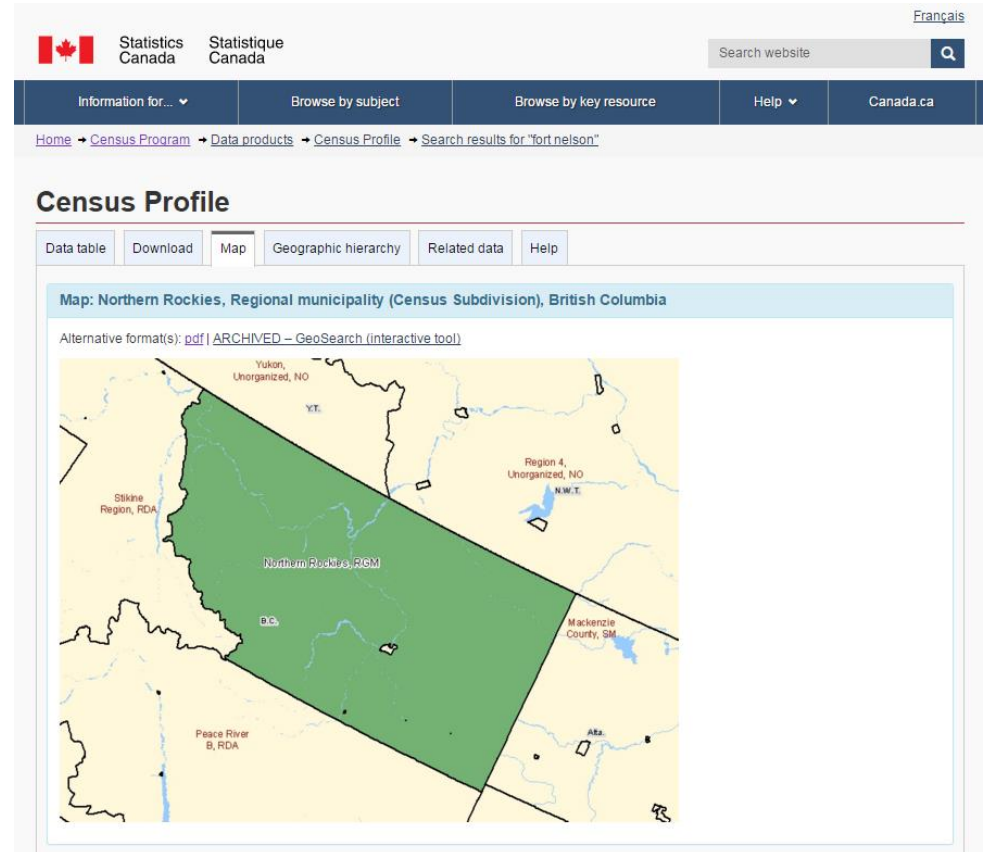


## Chronic Disease Estimates for Fort Nelson LHA residents: Fiscal Year 2009 – 10 <sup>5</sup>

Chronic Disease Estimates for Fort Nelson Local Health Area residents: 2009 - 10		
Selected Chronic Conditions	New cases / year	Cost / patient / year
Depression	77	\$2,558
Hypertension	80	\$4,374
Diabetes	33	\$4,837
Congestive Heart Failure (CHF)	6	\$21,636
Cardiovascular Disease (CVD)	11	\$11,339
Stroke	5	\$7,656
Ischemic Heart Disease (IHD)	11	\$6,323
Chronic Kidney Disease (CKD)	6	\$12,718
COPD	8	\$15,124
Asthma	36	\$1,228
These community level estimates are based upon each community's relative share of the total Local Health Area (LHA) population and reflect what "might be expected" at the community level, given the known experience of the larger LHA.		

\* ACSC cases are those that could frequently have been treated outside a hospital. Inclusion criteria: Admission to an acute care hospital with one of the following as most responsible diagnosis: Grand mal status and other epileptic convulsions, Chronic obstructive pulmonary disease (COPD), Asthma, Heart failure and pulmonary edema (excluding cases with cardiac procedures), Hypertension (excluding cases with cardiac procedures), Angina (excluding cases with cardiac procedures), Diabetes. Exclusion criteria: Individual died before discharge, Individuals age 75 years and older, Admission category recorded as newborn, stillbirth or cadaveric donor.<sup>10</sup>

# Fort Nelson LHA and Northern Rockies Regional Municipality 1, 10



## References:

1. Statistics Canada 2011 Census <http://www12.statcan.gc.ca/census-recensement/index-eng.cfm>
2. BC Stats Population Estimates in 2011  
<http://www.bcstats.gov.bc.ca/StatisticsBySubject/Demography/PopulationEstimates.aspx>
3. BC Vital Statistics Annual Report: 2011 <http://www.vs.gov.bc.ca/stats/annual/2011/pdf/appendix1.pdf>
4. Perinatal Services BC – Perinatal Database Registry. Report name: Northern Health Authority resident mothers that delivered a baby in British Columbia by delivery location. (April 1, 2002 TO March 31, 2013) Note: FY 2012-13 - Preliminary data - final data quality not completed.
5. Healthy Northern Communities 2011 Fort Nelson  
<https://chip.northernhealth.ca/Portals/2/Document%20Repository/2011%20Updates/Community%20Profiles%202011/LHA%20081%20-%20FortNelson%20LHA.pdf>
6. Northern Health Mental Health & Addiction information system: Synapse Database
7. Northern Health clinical information system: Cerner Database
8. Health Ideas <http://public.healthideas.gov.bc.ca/portal/page/portal/HealthIdeas>
9. [http://www.cihi.ca/cihi-ext-portal/pdf/internet/ind\\_defin\\_2013\\_en](http://www.cihi.ca/cihi-ext-portal/pdf/internet/ind_defin_2013_en)
10. <http://www.bcstats.gov.bc.ca/StatisticsBySubject/Census/2001Census/HealthAreas.aspx>
11. <https://chip.northernhealth.ca/Portals/2/Document%20Repository/2014%20Updates/Imms%20and%20VPD/Two%20yr%20oId%20coverage%20and%20VPDs%202013.pdf>